



Alchemex Template Set for SAP Business One

CODE	REPORT NAME	REPORT DESCRIPTION	DATABASE
FINANCIAL TEMPLATES			
SBO6-SQL-GL07-2-0	Management Pack S 2-0	<i>Displays balances per General Ledger Account number per financial period for the current financial year, previous financial year and current budget year. Layouts are automatically grouped and subtotalled by Financial Category. Includes predefined drill down to GL transactions using the report named GL Transactions by account.</i>	MS SQL
SBO6-SQL-GL08-2-0	GL Transactions by Account 2-0	<i>Used for Drill down purposes with Management Pack S to drill down to a General Ledger Account.</i>	MS SQL
SBO6-SQL-GL01-2-0	Management Pack D 2-0	<i>Displays balances per General Ledger Account number per financial period for the current financial year, previous financial year and current budget year. Allows for drill down to General Ledger transactions stored within the workbook. Layouts are automatically grouped and subtotalled by Financial Category.</i>	MS SQL
SBO6-SQL-GL12-2-0	General Ledger Transactions 2-0	<i>Used for Drill down purposes with Management Pack S to drill down to a General Ledger Account.</i>	MS SQL
PURCHASES TEMPLATES			
SBO6-SQL-AP01-2-0	Purchase Master 2-0	<i>Displays purchase quantities and amounts by supplier by product over a selected date range.</i>	MS SQL
SALES TEMPLATES			
SBO6-SQL-AR01-2-0	Sales Master 2-0	<i>Displays Qty, Cost, SellPrice, GP and GP% grouped by Sales Code, Customer and product with an option to select the date range at run time</i>	MS SQL
STOCK TEMPLATES			
SBO6-SQL-IC01-2-0	Inventory Master 2-0	<i>Displays Inventory items by inventory group, showing quantities on hand and on orders, reorder qty and valuation.</i>	MS SQL
DASHBOARDS			
SBO6-SQL-AR04-2-0	Dashboard Analysis 2-0	<i>Displays a summary of financials and sales, showing the top expenses, customers, and products. Uses reports named Top Customers by product and Top Products by Customers for Drill Down purposes.</i>	MS SQL
SBO6-SQL-AR08-2-0	Top Customers by Product 2-0	<i>Sales by Customer by Product - Used with Dashboard Analysis for Drill Down Purposes</i>	MS SQL
SBO6-SQL-AR07-2-0	Top Products by Customer 2-0	<i>Sales by Product by Customer - Used with Dashboard Analysis for Drill Down Purposes</i>	MS SQL
SBO6-SQL-AR14-2-0	Dashboard Customers 2-0	<i>Displays summarised Financials and Customer Sales for the current month and Year to date which are split onto two different layouts.</i>	MS SQL
SBO6-SQL-AR11-2-0	Dashboard Products 2-0	<i>Displays summarised Financials and Product Sales for the current month and Year to date which are split onto two different layouts.</i>	MS SQL

OEC Computers

Management Accounts

1 Actual / Budget / Variance / Blank 1-12 & YTD / Annual Budget

Income Statement

2 Actual / Prior / Blank 1-12 & YTD / Annual Prior

Income Statement

Balance Sheet

3 Actual / Budget / Prior / Blank 1-12 & YTD / Annual Budget & Prior

Income Statement

4 Actual 1-12 & YTD

Income Statement

Balance Sheet

5 Actual 1-12 / Blank / Budget 1-12 & YTD / Annual Budget

Income Statement

6 Actual 1-12 / Blank / Prior 1-12 & YTD / Annual Prior

Income Statement

Balance Sheet

7 Actual 1-12 / Blank / Budget 1-12 / Blank / Prior 1-12 & YTD
& Annual Budget / Annual Prior

Income Statement

8 Actual / Budget / Variance / Blank - Current Month & YTD / Annual Budget

Income Statement

9 Actual / Budget / Prior / Blank - Current Month & YTD
& Annual Budget / Annual Prior

Income Statement

10 Annual Prior / Blank / Actual Current month / Blank / Actual YTD

Balance Sheet

11 Actual Current month / Blank / Actual YTD / Annual Prior

Income Statement

Thank you for using Alchemex

USE:

This menu is available in the Management Pack Template

It provides numerous layouts which are used to create detailed or summarised Management Accounts.

These layouts are generated automatically by clicking on the relevant button.

Once the selected layout has been generated you will be left with a complete income statement or balance sheet, already grouped and subtotalled.



GENERAL LEDGER TRANSACTIONS
For the period from 01 Mar 2004 to 31 Mar 2004

AccountNoName 511000000100101 - COGS - Domestic (HO, USA, GA)

Period	Date	Ref1	Details	Data			
				Debit	Credit	Total	
1	2004/03/01	1002	Delivery - C40001	7,499.00		7,499.00	
	2004/03/03	1008	Delivery - C40001	2,653.00		2,653.00	
		1013	A/R Invoice - C40001	309,495.00		309,495.00	
	2004/03/08	1000	A/R Invoice - C40001	47,980.00		47,980.00	
		1003	Delivery - C40001	6,640.00		6,640.00	
		1004	Delivery - C40001	6,000.00		6,000.00	
	2004/03/13	1020	A/R Invoice - C40002	1,309.00		1,309.00	
	2004/03/17	1003	A/R Invoice - C40002	13,180.00		13,180.00	
		1005	Delivery - C30009	525.00		525.00	
		1006	Delivery - C30009	854.00		854.00	
	2004/03/22	(blank)	(blank)		200,000.00		-200,000.00
		1007	Delivery - C30009	495.00		495.00	
		1014	Delivery - C50003	2,653.00		2,653.00	
		1019	Delivery - C50008	17,860.00		17,860.00	
		1004	A/R Invoice - C40003	8,550.00		8,550.00	
		1015	A/R Invoice - C50003	18,405.00		18,405.00	
			Delivery - C50980	1,799.00		1,799.00	
		1009	A/R Invoice - C60005	3,453.00		3,453.00	
			Delivery - C40005	43,666.99		43,666.99	
		1011	A/R Invoice - C50980	3,303.00		3,303.00	
			Delivery - C40003	1,994.00		1,994.00	
		1016	Delivery - C90005	1,799.00		1,799.00	
		2004/03/23	1000	Returns - C40002		499.00	-499.00
	1001		Returns - C50008		2,495.00	-2,495.00	
	1017		A/R Invoice - C40001	1,499.00		1,499.00	
	1018		A/R Invoice - C40001	400.00		400.00	
1022	A/R Invoice - C90005		33,000.00		33,000.00		
1 Total				535,011.99	202,994.00	332,017.99	
Grand Total				535,011.99	202,994.00	332,017.99	



SALES MASTER
For the period from 01 Jan 2004 to 31 Jan 2004

Please note : This is a default layout and can be modified to include any of the available fields

SalesPersonName	(All)
CustomerGroupName	(All)
DocType	(All)
ItemGrpName	(All)

		Data				
Customer CodeName	Item CodeName	Quantity	Avg UnitPrice Excl	Discount Amount	SaleAmount Excl	Gross Profit GP%
C40001 - Earthshaker Corp.		1,883.00	523.01		1,100,236.51	569,639.01 51.77%
	A00001 - IBM Infoprint 1312	461.00	735.23		334,276.25	172,926.25 51.73%
	A00002 - IBM Infoprint 1222	545.00	635.79		338,617.50	175,117.50 51.72%
	A00003 - IBM Infoprint 1226	131.00	602.48		78,785.75	40,795.75 51.78%
	A00004 - HP Color LaserJet 5500	289.00	592.48		168,341.60	86,699.10 51.50%
	A00005 - HP Color LazerJet 4400	231.00	234.03		52,699.90	27,289.90 51.78%
	A00006 - HP 600 Series Inc	150.00	808.45		118,208.50	61,208.50 51.78%
	A00007 - HP 10 Premium Glossy Paper	7.00	229.43		1,606.01	871.01 54.23%
	A00008 - HP LJ Address Label 100	5.00	390.00		1,950.00	975.00 50.00%
	B20349 - Tape Backup 1920	21.00	190.00		3,990.00	1,995.00 50.00%
	G1000 - Gift Package	20.00				
	Labor - Labor	3.00	150.00		450.00	450.00 100.00%
	S00009 - NBA 2000	20.00	65.55		1,311.00	1,311.00 100.00%
C40003 - Stone		90.00	210.00	945.00	17,955.00	17,955.00 100.00%
	S8392 - Babylon	90.00	210.00	945.00	17,955.00	17,955.00 100.00%
C50003 - ADA Technologies		143.00	536.67		92,088.50	45,861.00 49.80%
	A00001 - IBM Infoprint 1312	20.00	700.00		14,000.00	7,000.00 50.00%
	A00002 - IBM Infoprint 1222	9.00	600.00		5,400.00	2,700.00 50.00%
	A00003 - IBM Infoprint 1226	13.00	580.00		7,540.00	3,770.00 50.00%
	A00004 - HP Color LaserJet 5500	13.00	560.00		7,280.00	3,607.50 49.55%
	A00005 - HP Color LazerJet 4400	10.00	220.00		2,200.00	1,100.00 50.00%
	A00006 - HP 600 Series Inc	71.00	760.00		53,960.00	26,980.00 50.00%
	A00007 - HP 10 Premium Glossy Paper	4.00	178.50		714.00	294.00 41.18%
	A00008 - HP LJ Address Label 100	3.00	331.50		994.50	409.50 41.18%
C90005 - Media Supply		110.00	560.00		61,600.00	30,525.00 49.55%
	A00004 - HP Color LaserJet 5500	110.00	560.00		61,600.00	30,525.00 49.55%
(blank)						
	(blank)					
Grand Total		2,226.00	521.78	945.00	1,271,880.01	663,980.01 52.20%



PURCHASE MASTER
for the periods 01 Jan 2004 to 31 Jan 2004

Please note: This is a default layout and can be modified to include any of the available fields

ItemGroupName	(All)
Item or Service	(All)
ProjectName	(All)
WarehouseName	(All)

		Data				
SupplierCodeName	ItemCodeName	Unit				
		Quantity	PriceExcl	AmountExcl	Vat	Amount Incl
V1010 - Far East Imports		679.00	9,163.90	164,495.81	16,778.57	181,274.38
	A00001 - IBM Infoprint 1312	123.00	1,400.00	43,050.00	4,391.10	47,441.10
	A00002 - IBM Inforprint 1222	109.00	1,500.00	32,700.00	3,335.40	36,035.40
	A00003 - IBM Infoprint 1226	108.00	1,450.00	31,320.00	3,194.64	34,514.64
	A00004 - HP Color LaserJet 5500	114.00	1,674.40	31,908.91	3,254.71	35,163.62
	A00005 - HP Color LazerJet 4400	113.00	440.00	12,430.00	1,267.86	13,697.86
	A00006 - HP 600 Series Inc	4.00	1,520.00	1,512.40	154.26	1,666.66
	A00007 - HP 10 Premium Glossy Paper	103.00	420.00	10,815.00	1,103.13	11,918.13
	A00008 - HP LJ Address Label 100	3.00	573.30	573.30	58.48	631.78
	B20349 - Tape Backup 1920	2.00	186.20	186.20	18.99	205.19
V20000 - Lasercom		7,260.00	4,370.00	2,123,160.00	216,562.32	2,339,722.32
	A00001 - IBM Infoprint 1312	1,602.00	1,050.00	560,700.00	57,191.40	617,891.40
	A00002 - IBM Inforprint 1222	2,002.00	900.00	600,600.00	61,261.20	661,861.20
	A00003 - IBM Infoprint 1226	1,302.00	870.00	377,580.00	38,513.16	416,093.16
	A00004 - HP Color LaserJet 5500	802.00	840.00	224,560.00	22,905.12	247,465.12
	A00005 - HP Color LazerJet 4400	852.00	330.00	93,720.00	9,559.44	103,279.44
	A00006 - HP 600 Series Inc	700.00	380.00	266,000.00	27,132.00	293,132.00
V29304 - Binat Tech.		17.00	8,860.00	8,860.00	393.72	9,253.72
	A00001 - IBM Infoprint 1312	2.00	350.00	350.00	35.70	385.70
	A00002 - IBM Inforprint 1222	2.00	600.00	600.00	61.20	661.20
	A00003 - IBM Infoprint 1226	3.00	870.00	870.00	88.74	958.74
	A00004 - HP Color LaserJet 5500	2.00	560.00	560.00	57.12	617.12
	A00005 - HP Color LazerJet 4400	2.00	220.00	220.00	22.44	242.44
	A00006 - HP 600 Series Inc	2.00	760.00	760.00	77.52	837.52
	A00007 - HP 10 Premium Glossy Paper	2.00	210.00	210.00	21.42	231.42
	A00008 - HP LJ Address Label 100	1.00	195.00	195.00	19.89	214.89
	B20349 - Tape Backup 1920	1.00	95.00	95.00	9.69	104.69
	Service - Maintenance		5,000.00	5,000.00		5,000.00
V70009 - CTI computers		229.00	6,295.00	30,985.00	3,160.47	34,145.47
	A00001 - IBM Infoprint 1312	3.00	1,050.00	1,050.00	107.10	1,157.10
	A00002 - IBM Inforprint 1222	3.00	900.00	900.00	91.80	991.80
	A00003 - IBM Infoprint 1226	3.00	870.00	870.00	88.74	958.74
	A00004 - HP Color LaserJet 5500	3.00	840.00	840.00	85.68	925.68
	A00005 - HP Color LazerJet 4400	2.00	220.00	220.00	22.44	242.44
	A00006 - HP 600 Series Inc	2.00	1,520.00	760.00	77.52	837.52
	A00007 - HP 10 Premium Glossy Paper	1.00	315.00	105.00	10.71	115.71
	A00008 - HP LJ Address Label 100	61.00	390.00	11,895.00	1,213.29	13,108.29
	B20349 - Tape Backup 1920	151.00	190.00	14,345.00	1,463.19	15,808.19
Grand Total		8,185.00	28,688.90	2,327,500.81	236,895.08	2,564,395.89



Please note : This is a default layout and can be modified to include any of the available fields

ItemType	(All)
Inventory Item	(All)
TreeType	(All)

		Data							
GroupName	ItemCodeName	Qty On Hand	Qty On Sales Order	Qty On Purchase Order	Qty Available	Min Level	Max Level	Reorder Qty	StockValue Average
Accessories		119.00	655.00	555.00	19.00			3.00	33,870.00
	A00007 - HP 10 Premium Glossy Paper	73.00	378.00	320.00	15.00			1.00	10,950.00
	A00008 - HP LJ Address Label 100	45.00	270.00	235.00	10.00			1.00	22,500.00
	X0003 - Plug & Play Computer	1.00	7.00		-6.00			1.00	420.00
Hardware		159.00	264.00	140.00	35.00			6.00	192,100.00
	B20349 - Tape Backup 1920	119.00	83.00	58.00	94.00			1.00	17,850.00
	C7689 - Computer Package	20.00	10.00	32.00	42.00			1.00	30,000.00
	C87879 - Basic Package with a Low processor							1.00	
	S10000 - Server Point 10000	5.00	29.00		-24.00			1.00	56,250.00
	S10002 - Server Power 6600	5.00	92.00	50.00	-37.00			1.00	32,500.00
	S28939 - Server Power 2600	10.00	50.00		-40.00			1.00	55,500.00
Movies		37.00	35.00	437.00	439.00			2.00	768.94
	M00004 - Toy story	6.00	7.00	283.00	282.00			1.00	179.94
	M9890 - Buglife	31.00	28.00	154.00	157.00			1.00	589.00
Software		147.00	144.00	490.00	493.00			4.00	12,220.00
	S00009 - NBA 2000	36.00	20.00	75.00	91.00			1.00	900.00
	S8392 - Babylon	61.00	79.00	150.00	132.00			1.00	5,795.00
	S83920 - PC Anywhere	31.00	10.00	35.00	56.00			1.00	775.00
	X0004 - FIFA 2003	19.00	35.00	230.00	214.00			1.00	4,750.00
Grand Total		462.00	1,098.00	1,622.00	986.00			15.00	238,958.94

DASHBOARD - OEC COMPUTERS

Period: March 2004

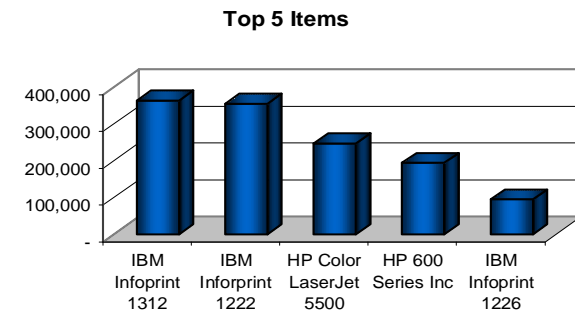
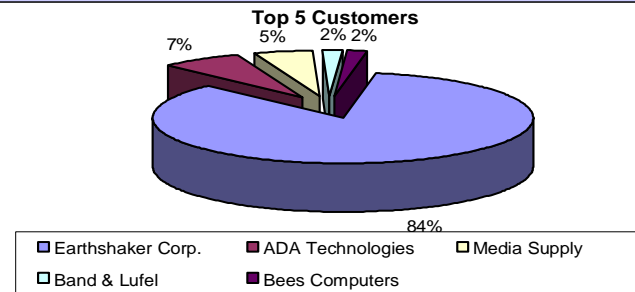
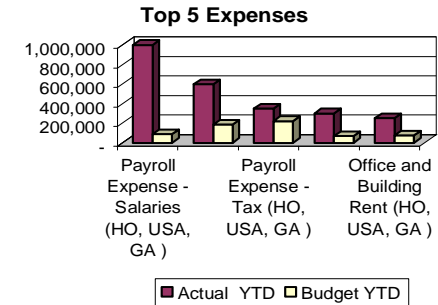
Profit & Loss	Actual Mar-04	Budget Mar-04	Variance	Actual YTD	Budget YTD	Variance
Sales	5,627,485	-	5,627,485	6,357,053	-	6,357,053
Cost of Sales	(1,357,667)	-	1,357,667	(657,255)	-	657,255
Gross Profit	6,985,152	-	6,985,152	7,014,307	-	7,014,307
Expenses	2,670,565	1,139,376	(1,531,189)	2,670,565	3,418,128	747,563
Net Income before tax	4,314,586	(1,139,376)	5,453,962	4,343,742	(3,418,128)	7,761,870

Top 5 Expenses	Actual	Budget	Variance	Actual YTD	Budget YTD	Variance
Payroll Expense - Salaries	1,000,000	29,500	(970,500)	1,000,000	88,500	(911,500)
Depreciation - Warehouse	600,000	61,458	(538,542)	600,000	184,375	(415,625)
Payroll Expense - Tax (HO, USA, GA)	350,000	73,750	(276,250)	350,000	221,250	(128,750)
Travel Expense - Airfare, R	300,000	22,125	(277,875)	300,000	66,375	(233,625)
Office and Building Rent (HO, USA, GA)	250,000	24,583	(225,417)	250,000	73,750	(176,250)
	1,950,000	164,708	(1,785,292)	1,950,000	494,125	(1,455,875)

Top 5 Customers	YTD	%	Customer Groups	GP	GP %
Earthshaker Corp.	1,100,237	84.7%	High Tech	572,077	51.8%
ADA Technologies	92,089	7.1%	Construction	57,781	49.9%
Media Supply	61,600	4.7%	Small Accounts	48,480	60.9%
Band & Lufel	22,940	1.8%	Distributors	11,372	51.5%
Bees Computers	22,097	1.7%	New Group	9,585	49.9%
	1,298,962	100.0%			

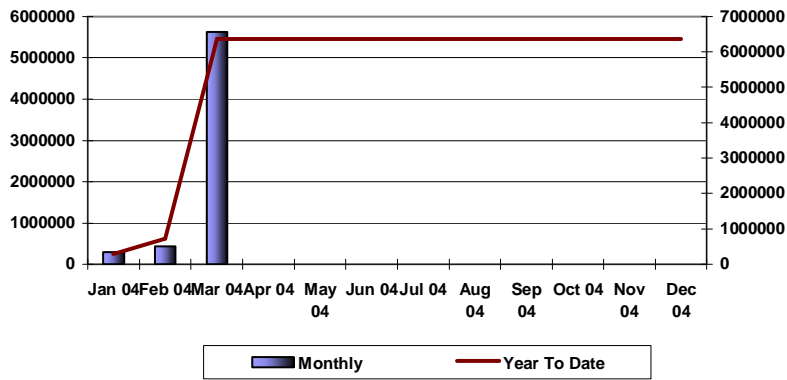
Top 5 Items	YTD	%	Item Groups	Quantity	Avg Price
IBM Infoprint 1312	363,174	29.0%	Printers	2,164	440
IBM Infoprint 1222	354,358	28.3%	Software	113	48
HP Color LaserJet 5500	247,433	19.7%	Accessories	34	313
HP 600 Series Inc	193,790	15.5%	Hardware	25	150
IBM Infoprint 1226	94,581	7.5%	Services	3	8
	1,253,336	100.0%			

Bottom 5 Items	YTD	%	Item Groups	Quantity	Avg Price
Labor	450	2.7%	Services	3	8
NBA 2000	1,491	9.1%	Hardware	25	150
HP 10 Premium Glossy Pa	4,024	24.6%	Accessories	34	313
Tape Backup 1920	4,750	29.0%	Software	113	48
HP LJ Address Label 100	5,667	34.6%	Printers	2,164	440
	16,381	100.0%			



Year To Date	March 2004			Last Yr
	Actual	Budget	Var%	
Sales	6,357,053	4,200,000	2,157,053	-
Cost of Sales	(657,255)	2,710,000	3,367,255	-
Gross Profit	7,014,307	1,490,000	5,524,307	-
GP%	110%	35%		
Expenses	2,670,565	3,418,128	747,563	-
Net Income before tax	4,343,742	(1,928,128)	6,271,870	-

REVENUE - MONTHLY & YTD

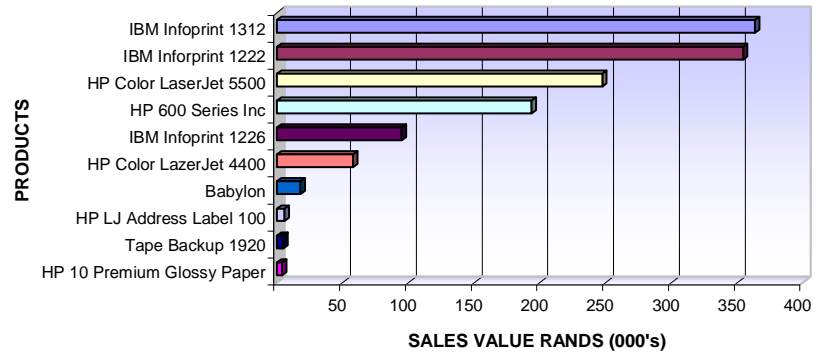


PRODUCT INFORMATION

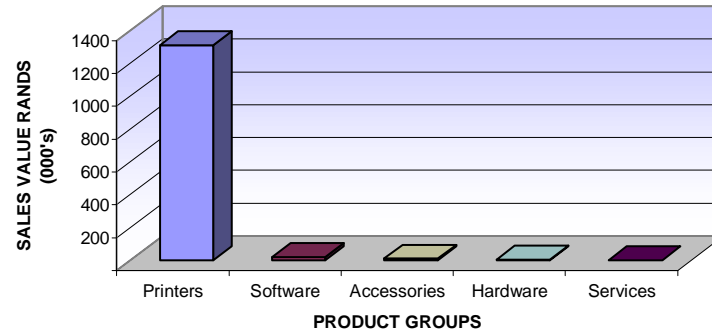
All Products
Top 10 Products

Sales Value	% of Total
1,345,453	
1,343,512	99.86%

TOP 10 PRODUCTS - YTD



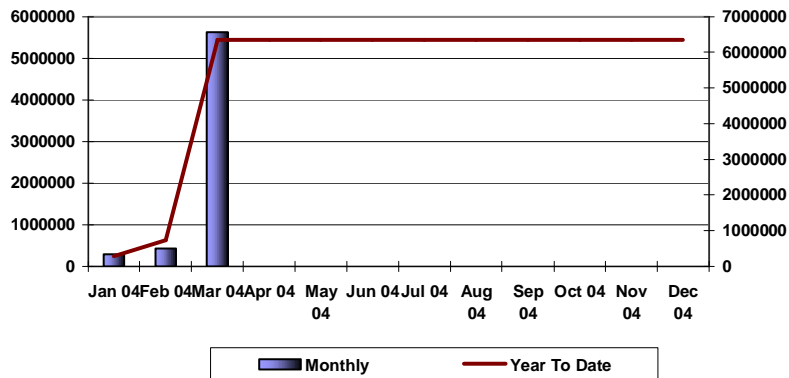
TOP 5 PRODUCT GROUPS - YTD



NB: This template file contains two layouts, one reflecting monthly figures and the other as above reflecting year to date

Year To Date	March 2004			Last Yr
	Actual	Budget	Var%	
Sales	6,357,053	4,200,000	2,157,053	-
Cost of Sales	(657,255)	2,710,000	3,367,255	-
Gross Profit	7,014,307	1,490,000	5,524,307	-
GP%	110%	35%		
Expenses	2,670,565	3,418,128	747,563	-
Net Income before tax	4,343,742	(1,928,128)	6,271,870	-

REVENUE - MONTHLY & YTD

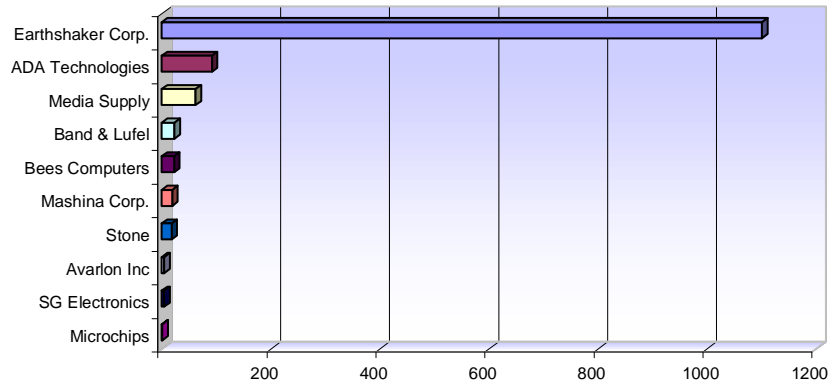


CUSTOMER INFORMATION

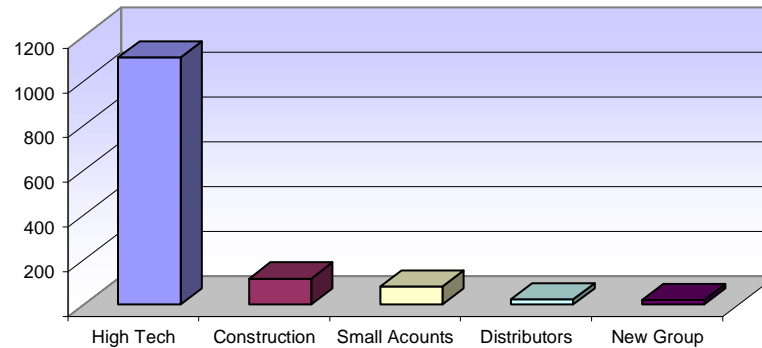
All Customers
Top 10 Customers

Sales Value	% of Total
1,345,453	
1,345,453	100.00%

TOP 10 CUSTOMERS - YTD



TOP 5 CUSTOMER GROUPS - YTD



NB: This template file contains two layouts, one reflecting monthly figures and the other as above reflecting year to date