

Question: I need to create some random numbers for testing of formulas. How can I quickly do this in Excel?

Answer: One way to do this is using the RANDBETWEEN function

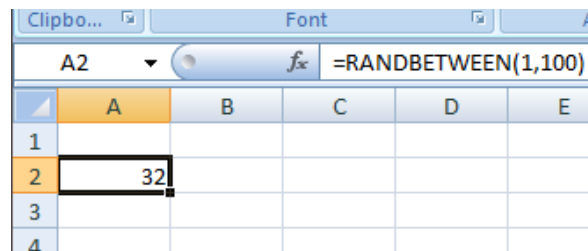
Process (Excel 2003 and 2007):

The RANDBETWEEN function allows you to generate a random, whole number inside of a range. The syntax is:

=RANDBETWEEN(bottom,top)

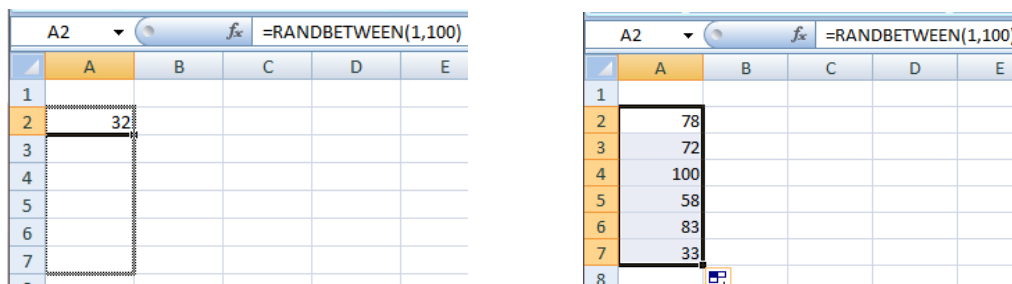
The **bottom** parameter is the lowest number in the range you want to use, and **top** is the highest number in the range.

1. Select cell A2 and type **=RANDBETWEEN(1,100)** and press **Enter**.



When you press **Enter**, a random whole number between 1 and 100 is generated (in this instance, the number 32 is returned).

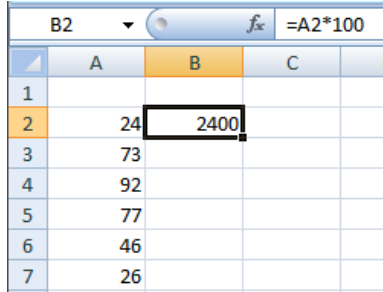
2. Move your mouse to the bottom left hand corner of cell A2, click and hold on the **AutoFill Handle**, and drag it down to cell A7



You'll note that the moment you release the **AutoFill Handle**, all cells generated a random number, including cell A2 - it has changed from 32 to 78. **RANDBETWEEN** will generate a new number each

time you press **Enter**, or even when you use the UNDO or REDO functions (as long as you're not altering any of the RANDBETWEEN cells).

3. Select cell B2. Type in `=A2*100` and press **Enter**.



The screenshot shows an Excel spreadsheet with columns A, B, C, and D, and rows 1 through 7. Cell B2 is selected and contains the formula `=A2*100`. The value 2400 is displayed in cell B2. The formula bar at the top shows `=A2*100`.

	A	B	C	D
1				
2	24	2400		
3	73			
4	92			
5	77			
6	46			
7	26			

Again, when you hit **Enter**, you'll notice that all values in cells A2 to A7 change to a new, random value.

If you have any suggestions for an Excel Tips & Tricks topic, or you would like help with a particular function, please email enablement@alchemex.com and yours could be the next Tip Of The Week.

Alchemex provides examples of MS Excel procedures for illustration only, without warranty either expressed or implied, including but not limited to the implied warranties of merchantability and/or fitness for a particular purpose. The MS Excel procedures on this web site are provided "as is" cannot be guaranteed that they can be used in all situations