

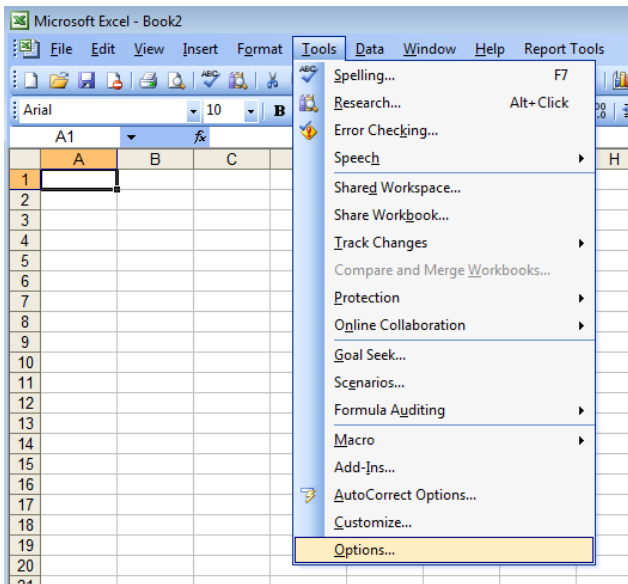
Question: Is there any way for me to hide the tabs for all my worksheets?

Answer: Yes, by changing your Excel settings

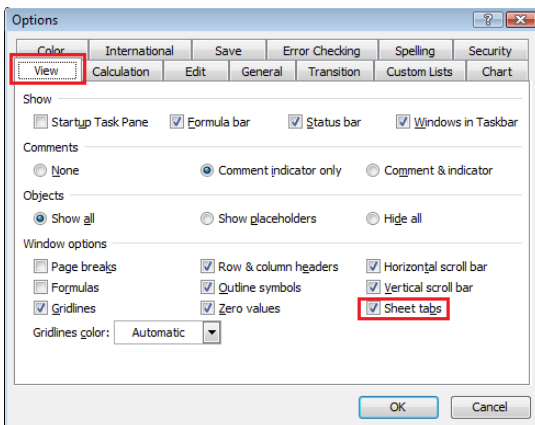
Process (Excel 2003 and 2007):

Excel 2003:

1 From the **Menu** bar, select **Tools** menu, then **Options ...**



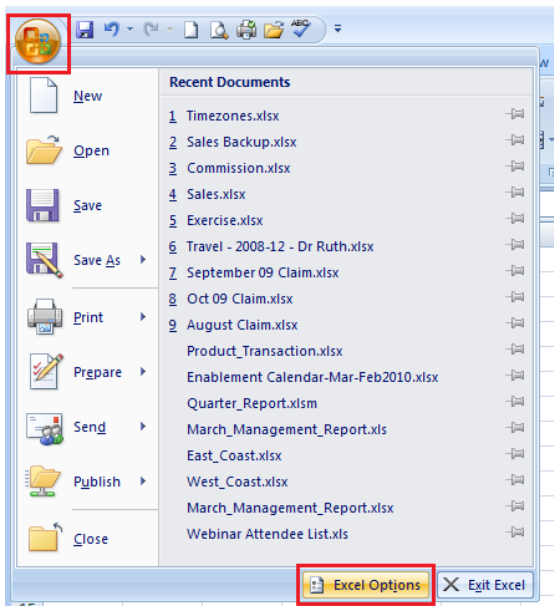
2 Select the **View** tab. In the bottom right hand corner, there is a tick box marked **Sheet Tabs**



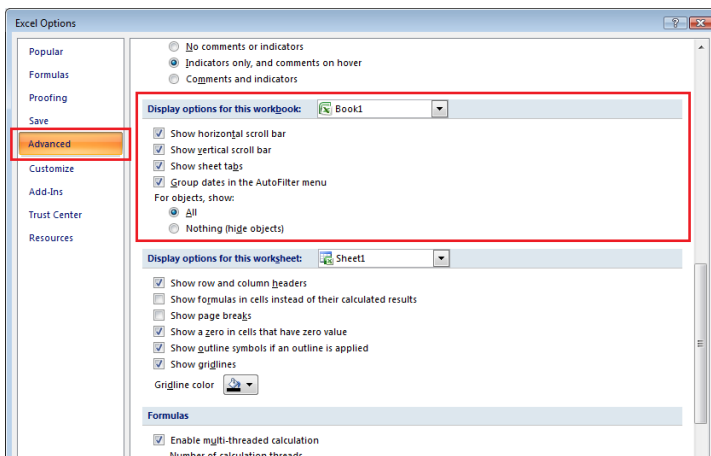
3 Remove the tick from the tick box and click OK.

Excel 2007:

1 Click on the Microsoft Office button in the top left hand corner, then select **Excel Options**



2 On the left hand menu bar, select **Advanced** option. Scroll down until you see the **Display Options For This Workbook** area



3 Remove the tick from the **Show Sheet Tabs** option and then click OK.



Software • Training • Support

NB: Even though the sheet tabs have been removed, any other sheets in the workbook will still be accessible via the Move Up/Down One Sheet keyboard shortcuts: **CTRL + Page Up** or **CTRL + Page Dn**

Alchemex provides examples of MS Excel procedures for illustration only, without warranty expressed or implied, including but not limited to the implied warranties of merchantability and/or fitness for a particular purpose. The MS Excel procedures on this web site are provided "as is" cannot be guaranteed that they can be used in all situations